

NSW RAIL MUSEUM PRE-VISIT ORIENTATION



INTRODUCTION

This slideshow has been developed to help you prepare for your visit to the NSW Rail Museum. It provides an overview of what the NSW Rail Museum is, the types of objects on display, as well as pre-and post-visit activities.

NSW Rail Museum is home to Australia's largest display of rolling stock and railway objects and memorabilia. The museum tells the story of NSW rail history.





LOCATION

NSW Rail Museum is located at:

**10 Barbour Road
Thirlmere NSW 2572**

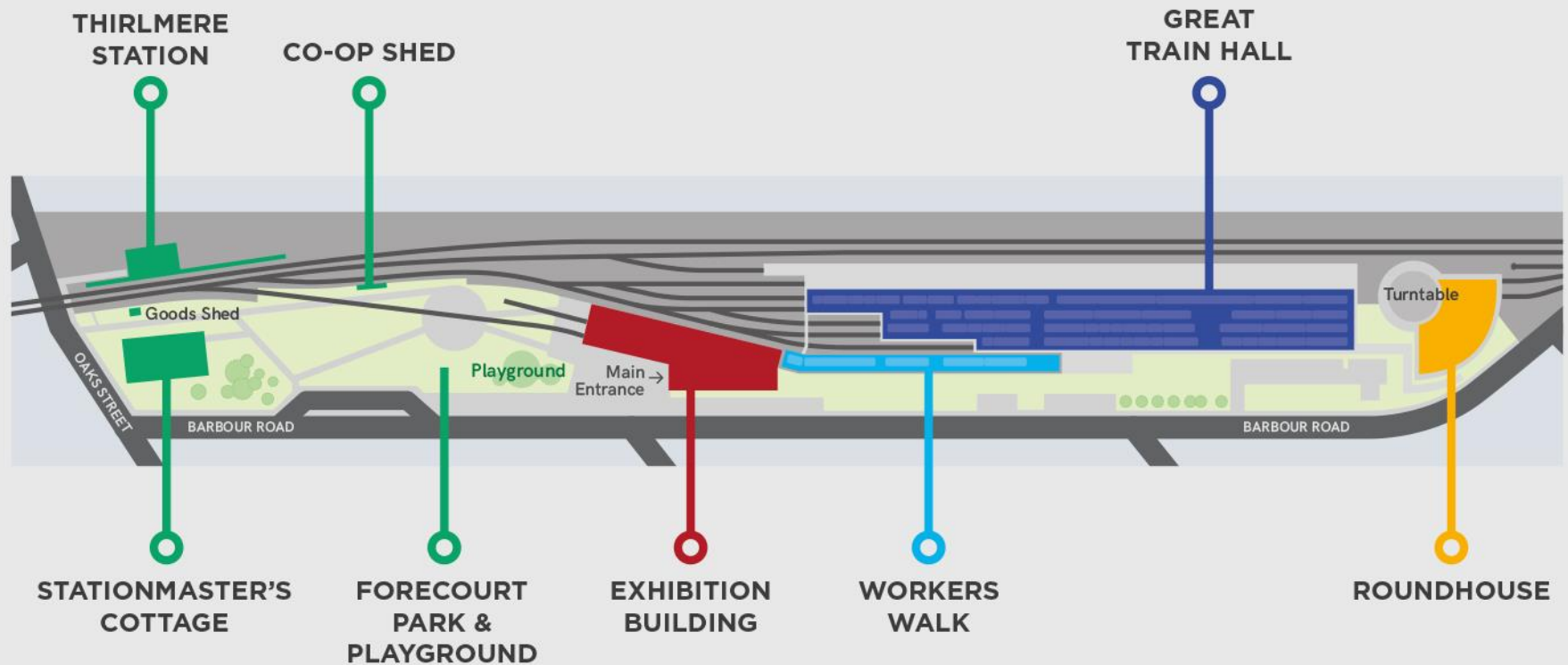
It is an hour south west of Sydney and in easy reach of Canberra, Wollongong and the Southern Highlands.

Travelling to the museum by road

Take the Picton Road Exit off National Highway 31 (M5/Hume). Follow the signs from Picton.



NSW RAIL MUSEUM SITE




ACCESSIBILITY

- Disabled parking.
- Accessible toilets.
- Hearing aid loop in the theatrette.
- Single level access to all areas.
- Plenty of rest areas.
- Ramp access to the Great Train Hall platform and the Roundhouse.
- Pram and wheelchairs will not fit through the doorways of some carriages and exhibits.



ACTIVITY 1: LABELLING



Conduct a class discussion to label the diagram (*above*) based on the students' prior knowledge of the parts of a steam locomotive.

ACTIVITY 2: BRAINSTORMING

Investigate the students' prior knowledge about trains by conducting a class brainstorm session.

During your discussion some key ideas to consider include:

Different types of trains.

Various uses of trains over time.




Rail and passenger safety.

People who worked on the railways.



ACTIVITY 3: CLASSIFYING

Railway Workers' Classification Chart

			
Position			
Role			

Using the chart (left), assist the students to classify each type of worker and their possible role on the railways.



ACTIVITY 4: INQUIRING

1

Divide the class into small groups.

2

Ask students to compile a list of questions they would like to investigate while at the NSW Rail Museum.

3

Each group can then present its ideas in poster format to the rest of the class.

4

Once all the questions are collated the teacher can assist the students in categorising them.





Historic Station Precinct





Forecourt





Exhibition Building





Exhibition Building



Exhibition Building



Exhibition Building



Exhibition Building



Workers Walk



Great Train Hall





Great Train Hall





Great Train Hall





Great Train Hall





Roundhouse





Roundhouse





For more information visit:
www.nswrailmuseum.com.au/group-bookings
or call 4683 6800

Created by: powerhousemuseum.com/education in collaboration with the Office of Rail Heritage and NSW Rail Museum

Image credits: All images used are from the Powerhouse Museum collection or the NSW Rail Museum collection.